


**A**  
*Agave franzosinii*  
Cultivated plant; probably Mexican origin  
Giant clumper  
Full sun to part shade  
Hardy to 20° F



**B**  
*Penstemon baccharifolius*  
'Diablo'  
Native to Texas  
Perennial to 2 ft. tall  
Full sun to partial shade  
Hardy to 0° F



**C**  
*Agave bovicornuta*  
Native to western Mexico  
Stemless rosette to 5 ft. Ø  
Full sun to partial shade  
Hardy to 25° F



**D**  
*Brachychiton discolor x acerifolius*  
Hybrid; parents from Australia  
Tree to 50 ft.  
Full sun  
Hardy to low 20's ° F



**E**  
*Agave tequilana*  
Native to Mexico  
Stemless rosettes to 6 ft. +  
Full sun to partial shade  
Hardy to 20° F



**F**  
*Aloe lavranosii*  
Native to Yemen  
Stemless rosettes to 2 ft. tall  
Full sun  
Hardy to mid-20's ° F



**G**  
*Aloe mitriformis*  
Native to South Africa  
Clumping, with rosettes to 1 ft. Ø  
Full sun to partial shade  
Hardy to 20° F




**H**  
*Agave tenuifolia*  
Native to NE Mexico  
Rosette of narrow leaves to 3 ft. tall  
Partial shade  
Hardy to 27° F



**I**  
*Dasylirion wheeleri*  
Native to SW U.S. & northern Mexico  
Rosettes to 6' Ø  
Full sun to partial shade  
Hardy to 0° F



**J**  
*Russelia equisetiformis*  
(Coral Fountain; Firecracker Plant)  
Native to Mexico  
Shrub to 4 – 5 ft.  
Full sun to partial shade  
Hardy to 25° F




**K**  
*Senecio ficoides* 'Skyscraper'  
Native to western South Africa  
Clumping; stems to 4 ft. tall  
Full sun to partial shade  
Hardy to 25° F





**L**  
*Chilopsis linearis*  
(Desert Willow)  
Native to SW U.S. & northern Mexico  
Tree to 25' tall  
Full sun  
Hardy to 20° F



**M**  
*Agave americana*  
(*A. rasconensis*)  
Native to Mexico  
Clumping; rosettes to 8 ft. Ø  
Full sun to partial shade  
Hardy to upper teens ° F



**N**  
*Gasteria excelsa*  
Native to South Africa  
Single stemless rosette to 2½ ft. Ø  
Shade to part sun  
Hardy to mid-20's ° F



**O**  
*Echeveria* 'Lace'  
Hybrid with Mexican parentage  
Single with short stem; heads 1 ft Ø  
Partial shade  
Hardy to 30° F





P

*Echeveria gigantea*


Native to Mexico  
Stem-forming, single; to 2 ft. tall  
Partial shade  
Hardy to upper 20's ° F



S

*Butia capitata*

(Jelly Palm)  
Native to South America  
Palm to 20 ft. tall  
Full sun  
Hardy to upper teens ° F



Q

*Echeveria 'Neon Breakers'*

Hybrid with Mexican parentage  
Small rosettes of wavy-edged leaves  
Partial shade (or full sun coastal)  
Hardy to upper 20's ° F




T

NURSERY

*Cotyledon orbiculata var. spuria*

Native to South Africa  
Shrub to 18 in. tall with flower stalks to 6 ft.  
Full sun  
Hardy to mid-20's ° F



R

*Aloe cooperi*

Native to eastern South Africa  
Clump or erect narrow leaves to 4 ft. tall  
Full sun to partial shade  
Hardy to 25° F



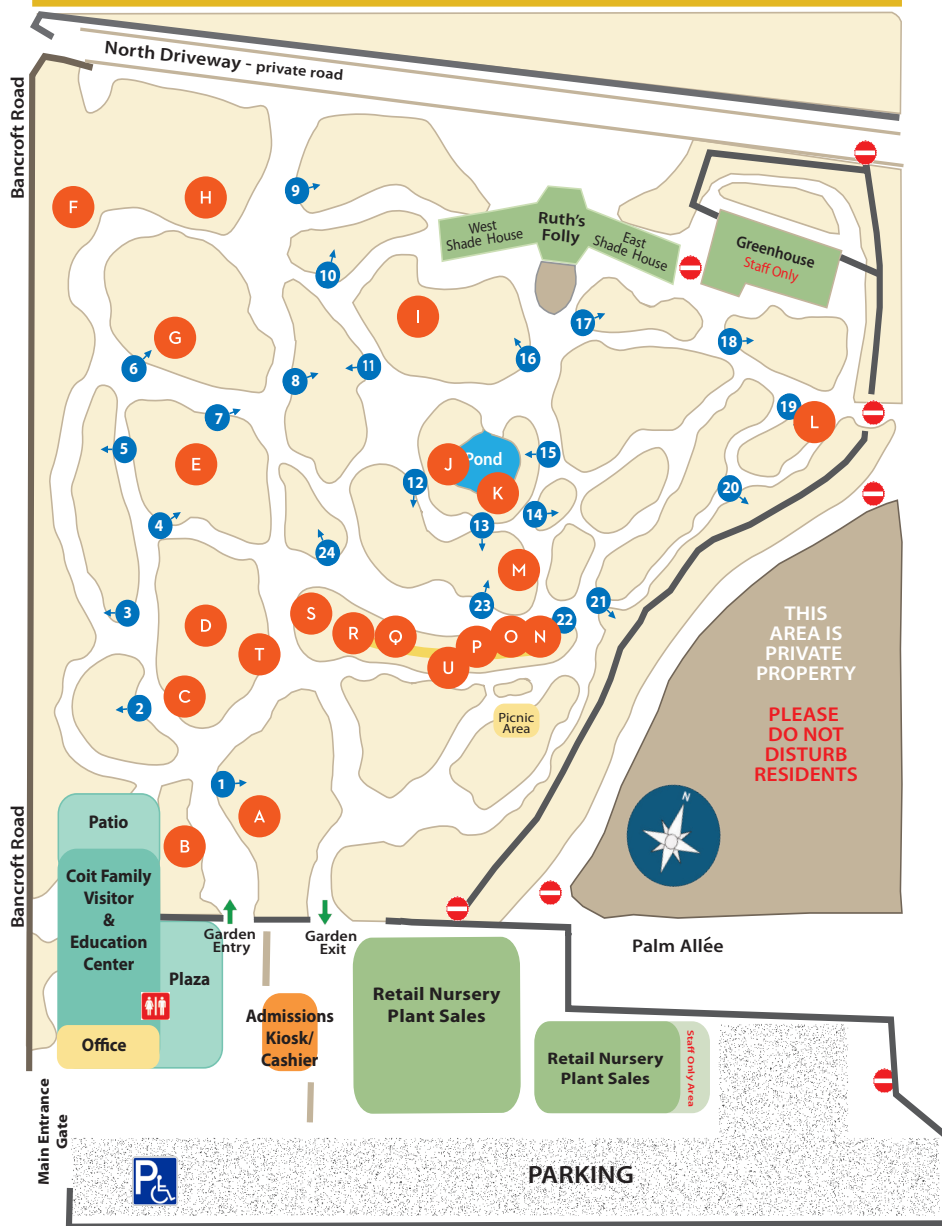
U

*Aloe zubb x elegans*

(*Aloe sinkatana x elegans*)  
Stemless clumper; rosettes to 1½ ft. Ø  
Full sun to partial shade  
Hardy to upper 20's ° F

The Ruth Bancroft Garden and Nursery Map

No Entry Restroom Facilities  
Markers  
(Orient yourself in the direction of each arrow)



WHAT'S IN BLOOM  
Information Key



This plant or a similar variety is available for purchase in our nursery



indicates diameter